



Accessory

4 Points fixed shelf



JF-003

Specification:

Name	W	D	T
D450 4 Points fixed shelf	494	450	1.2
D550 4 Points fixed shelf	494	550	1.2
D650 4 Points fixed shelf	494	650	1.5
D750 4 Points fixed shelf	494	750	1.5

Fixed shelf




JF-003-1

Specification:

Name	W	D	T
D450 Fixed shelf	494	450	1.2
D550 Fixed shelf	494	550	1.2
D650 Fixed shelf	494	650	1.5
D750 Fixed shelf	494	750	1.5

Cantilever shelf



JF-007-1U



JF-007-2U

Specification:

Name	W	D	T
D250 Cantilever shelf	494	250	1.5
D450 Cantilever shelf	494	450	1.5

Sliding shelf




JF-008

Specification:

Name	W	D	T
D450 Sliding shelf	494	450	1.2
D550 Sliding shelf	494	550	1.2
D650 Sliding shelf	494	650	1.5
D750 Sliding shelf	494	750	1.5

Plate drawer



JF-030-1


Specification:

Name	W	D	T
D550 Plate drawer	494	550	1.5
D750 Plate drawer	494	750	1.5


Blanking panel



JF-017-1U



JF-018-2U



JF-019-3U

Material: SPCC cold rolled steel

Material thickness: 1.2mm